

TMBAM M Choice Registered Provident Fund



TMBAM Eastspring
stance against corruption:
Certified by CAC

TMB World Equity Index Fund

Foreign Investment Fund (Equity)



Importance of selecting an investment policy



Type of Member suitable for this Investment Policy



Investment Assets and Portfolio Breakdown



Fund performance



Investment risks



Fees and charges



Other information

1.



Importance of selecting an investment policy

Since each provident fund member is unique and expectations for financial returns and acceptable risk levels are different, a member should be able to select investment policies that are most suitable, yet able to change them as necessary and as one ages in life. This will enable the member's savings in the provident fund to grow sufficiently to meet financial needs upon retirement. For example, a provident fund member who is young with a provident fund that has a longer period to invest, will be very resilient to price fluctuations the investments may have. Such member can choose investment policies that contain equities to generate prospects of long term returns higher than fixed income investments. On the other hand, a provident fund member nearing retirement do not have a comparably long period remaining to invest, hence principal protection is of primary importance. This member should instead choose policies centered on fixed income investments to mitigate the loss from price fluctuations and the risk of the provident fund balance being insufficient to support retirement.

2.



Type of Member suitable for this Investment Policy

Summary of assets invested by this policy

This policy invests in master fund TMB World Equity Index Fund which adopts a Passive Investment Strategy by holding units of the Lyxor UCITS ETF MSCI World Fund averaging at least 80% of NAV during the financial year. It is an ETF listed on the EN Paris (Euronext Paris) securities exchange, focusing on instruments that aims to replicate the performance of the MSCI World Net Total Return Index.

Investment is diversified across stocks in developed countries. The aforementioned fund is established and managed by Lyxor International Asset Management.

Investment Objectives

To achieve an investment return which is similar to the performance of the TMB World Equity Index Fund.

This policy is suitable for

- Members who can accept stock price fluctuations which may increase or decline lower than the original sum invested and result in a loss.
- Members seeking higher long term returns than general fixed income investments.
- Members who aim for their provident fund to appreciate sufficiently to support retirement.
- Members seeking to diversify investment risk by investing in foreign markets and can accept the risk of investing in foreign equity securities or assets

This policy is not suitable for

- Members who require stable financial returns and full principal protection.
- Members who do not want to risk loss of principal due to investment in equities.

For More inquiries on Investment Policy Scope please contact :

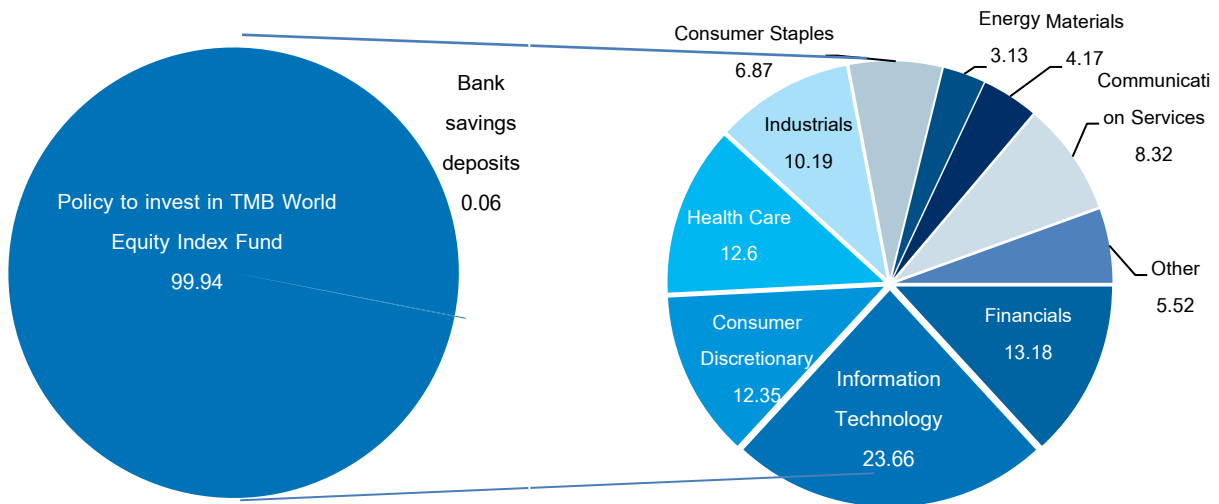
- Provident Fund Committee
- Search www.thaipvd.com
- Investment Consulting Center Tel. 1725

3.



Investment Assets and Portfolio Breakdown

Portfolio Breakdown



Data as of 31 December 2021

Data as of 31 December 2021

Top 5 Holdings	
Assets	% of NAV
1. Apple Inc	4.70
2. Microsoft Corp	3.85
3. Amazon Com Inc	2.44
4. Tesla Inc	1.43
5. Alphabet Inc-CI A	1.40

Data as of 31 December 2021

More information available at

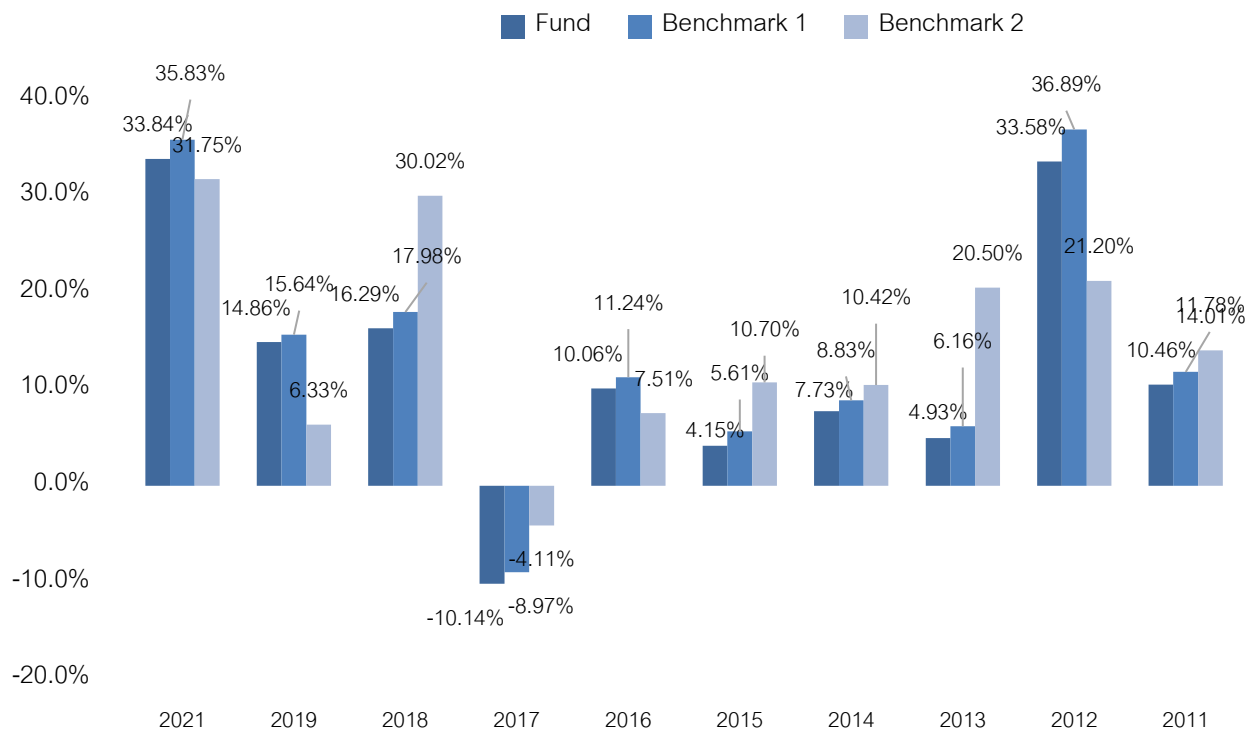
https://www.tmbameastspring.com/THDocs/FS/ I01_03_en.pdf

4.



Fund performance

* Note that past performance does not guarantee future performance *



Note : Return is on a per annum basis (annualized).

1. Performance benchmark used to compare the fund managers' performance over the period measured consists of MSCI World Net Total Return Index adjusted into Thai Baht.

Performance benchmark used to compare the fund managers' performance over the period measured consists of MSCI World Net Total Return Index in terms of Euro.

2. Standard Deviation (S.D.) 13.12% p.a.

5.

Investment risks

Warnings & Recommendation

- The performance of a policy that invests in equities contains short-term fluctuations, or can even incur a loss. However, the return over the long term can outpace inflation.

Explanation of Risk

- market risk

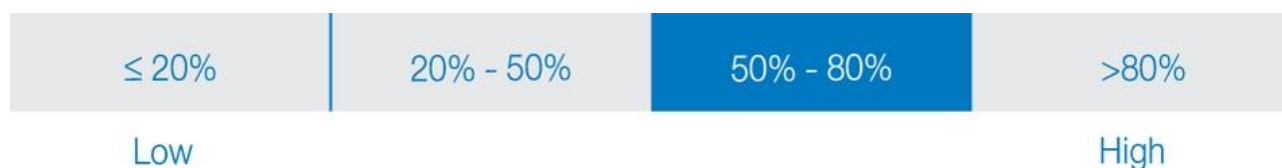
Market Risk means the risk that the values of securities which the Fund has invested may increase or decrease due to outside factors such as economic/ investment situations, political factors both internally and internationally which could be considered from the Standard Deviation (SD) of the Fund. If the Fund has a high SD, it is an indicator that the Fund has high a fluctuation from the changes in the prices of securities.

High sector concentration risk



Remark : The concentration occurs among Information and Communication Technology

High country concentration risk



Remark : Remark : The concentration occurs among UNITED STATES

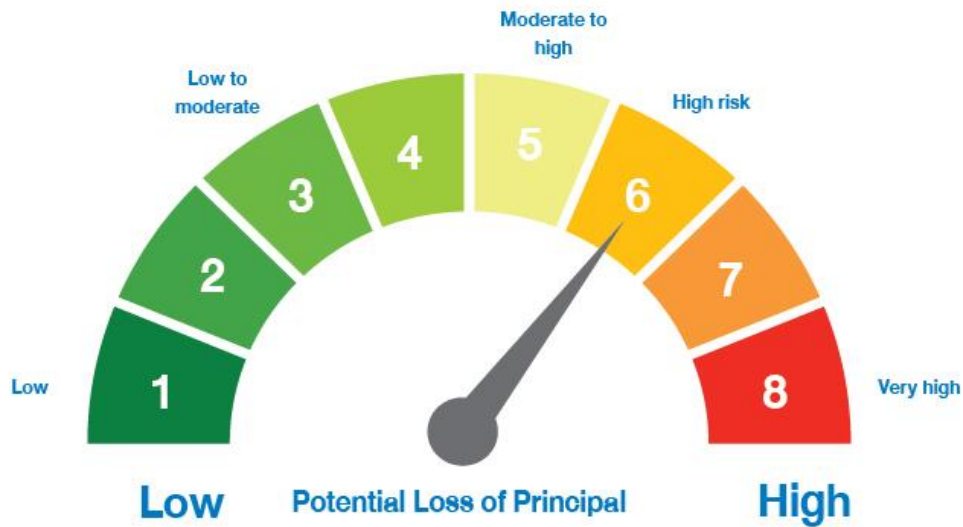
- exchange rate risk



Currency Risk is the possibility that changes in exchange rate will affect the value of investment units. For example, if a mutual fund invests in securities denominated in US Dollar during Thai Baht depreciation and the units are subsequently sold when Thai Baht appreciates, the mutual fund will receive lower return in Thai Baht. On the other hand, if the same fund invests in securities denominated in US Dollar during Thai Baht appreciation and the units are subsequently sold when Thai Baht depreciates, the mutual fund will receive higher return in Thai Baht. Therefore, currency hedging techniques as follows are key tools to manage such risk.

No hedging: Investors are exposed to currency risk.

Risk Spectrum of the Fund



TMB World Equity Index Fund is a foreign investment fund. It shall not invest in derivatives in order to hedge against foreign exchange risk exposed to the assets invested offshore, however, it may invest in derivatives to hedge against the exchange rate risk exposed to the daily net flows of money from/to Thailand during the period between the trade date and the settlement date at the discretion of the fund manager.

6.



Fees and charges

Fees Charged to the Fund	
Data as of 31 December 2021	
Fees Charged to the Fund (Provident Fund Level) (% p.a. of NAV)	None
Fund Management Fee (% p.a. of NAV)	
Member Registrar Fee (% p.a. of NAV)	
Total Expenses(% p.a. of NAV)	
Fees Charged to the Fund (Mutual Fund Level) (% p.a. of NAV)	<input checked="" type="checkbox"/> Yes <input type="checkbox"/> No
Total Expenses(% p.a. of NAV)	1.1345% (MAX 1.2000%)

Fees Charged to the Fund by Each Employer	
Auditor Fee (% p.a. of NAV)	Covered by TMBAM

Fees Charged to Fund Members	
Brokerage Fee for Purchasing Securities (% of order amount) as charged to member placing the order (collected by fund)	0.10%
Brokerage Fee for Selling Securities (% of order amount) as charged to member placing the order (collected by fund)	0.10%
Fee for Statement of Provident Fund Account	None
Fee to Retain Balance in the Fund	500 Baht per year
Fee to Switch Investment Policy	None

Note : Fees shown above already include VAT, special business tax and other taxes (if any).

7.

Other information

Contain us for advice on selection/modification of investment policy/plan

- Investment Consulting Center Tel. 1725
Mon – Fri from 8.30-17.00 hrs.
(except public holidays)
- FundLink M
At www.tmbameastspring.com
- E-mail : pvd@tmbameastspring.com

Information on changing investment policies	* Features permitted depend on conditions established by the Provident Fund Committee of your employer
Frequency of investment policy changes permitted	FundLink M at www.tmbameastspring.com , select menu for investment plans offered by your employer
Day for investment policy change	Daily
Submission of investment policy change	■ Documents received by 12.00 hrs.
Information about other investment policies	FundLink M at www.tmbameastspring.com , select menu to view all policies
View transaction history	FundLink M at www.tmbameastspring.com , select menu to view transaction history (viewable 24 hrs. a day)

Options to continue saving after
resigning from job / retirement

- Retain balance in the fund
- Retirement Mutual Fund for PVD
- TMBAM Mutual funds which can be redeemed as annuities by configuring an Auto Investment Plan (AIP)

Tool to estimate whether
provident fund balance would
be sufficient for retirement

FundLink M at www.tmbameastspring.com, select
menu for Retire Rich Workbook

- Investing in unit trusts is not the same as making a bank deposit and is not protected by the Deposit Protection Agency. As such, funds contain investment risks and the account owner may receive an ending amount that is less than the original sum invested.
- The performance measurements for the provident fund complies with the Association of Investment Management Companies' fund performance measurement standards that apply to provident funds. Note that past performance does not guarantee future performance.
- Past performance does not guarantee future performance.
- Investments contain risks. Examine information carefully before making an investment decision.
- Familiarize yourself with the fund's features, terms and conditions regarding financial returns, and risks before making an investment decision.