

Wellington Global Quality Growth Fund

RISK AND REWARD PROFILE

1 2 3 4 5 **6** 7

Lowest Risk Highest Risk
Capital at risk: please refer to the bottom of this page for details about the Risk & Reward Profile.

MORNINGSTAR™ RATING*: ★★★★★

FUND DETAILS *

Fund Inception: May 2011

Share Class Inception: May 2011

Fund Assets: USD 7.0 billion

NAV: USD 35.83

*For investors other than those investing via a third-party distributor: The fund may have restrictions on accepting new investors or additional investments. Please contact your relationship manager prior to making additional subscriptions.

KEY INFORMATION

Domicile: Luxembourg

Regulatory Regime: UCITS

Legal Structure: Contractual FCP

Dealing Frequency: Daily

Country Registration: Austria, Denmark, Finland, France, Germany, Iceland, Italy, Luxembourg, Netherlands, Norway, Singapore*, South Korea, Spain, Sweden, Switzerland, United Kingdom.

ISIN: LU0629158030

Bloomberg: WELGDGA LX

Sedol: BRGBZC2

Lipper: 68107254

WKN: AJJGYJ

*Restricted scheme

FUND CHARACTERISTICS

Asset-Weighted Market Capitalisation: USD 260.6 billion

Beta (3 Yr): 0.93

Tracking Risk (3 Yr, Annualised): 5.3%

Turnover: 126.0%

FEES AND PRICING

Minimum Investment: USD 1 million

Management Fee: 0.75% p.a.

Ongoing Charges Figure*: 0.85%

*The ongoing charges figure excludes Fund transaction costs, except in the case of depositary fees and an entry/exit charge paid by the Fund when buying or selling Shares in another collective investment undertaking. A detailed description of the charges that apply is set out in the section "Charges and Expenses" in the Prospectus. The ongoing charges figure may change over time. Charges applied will reduce the return potential of investments.

If an investor's own currency is different from the currency shown, costs could increase or decrease due to currency or exchange related fluctuations.

For more information, please visit

www.wellingtonfunds.com

SUMMARY OF INVESTMENT OBJECTIVE

The Wellington Global Quality Growth Fund seeks long-term total returns. The Investment Manager will actively manage the Fund against the MSCI All Country World Index, seeking to achieve the objective by investing primarily in equity securities issued by companies worldwide, emphasising a balance of growth, valuation, capital return and quality criteria in selecting stocks.

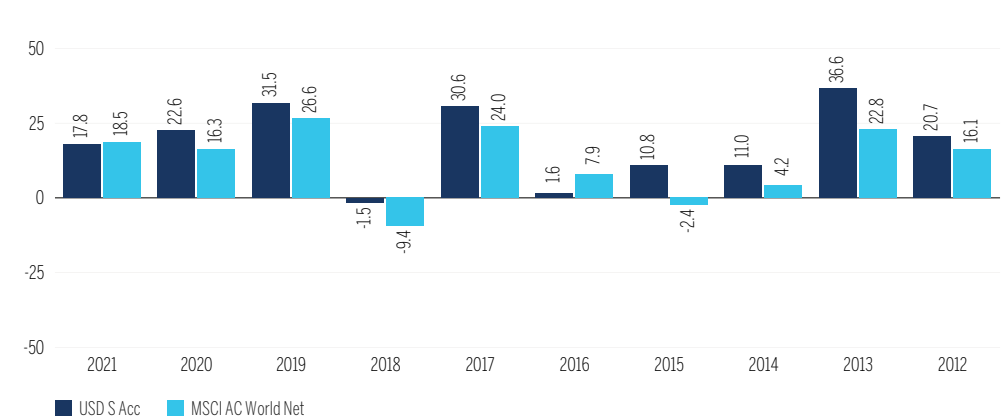
FUND PERFORMANCE (%)

Past performance does not predict future returns.

TOTAL RETURNS NET OF FEES AND EXPENSES

	YTD	1 MO	3 MOS	1 YR	3 YRS	5 YRS	10 YRS
USD S Acc	-22.0	4.5	3.1	-19.5	5.2	8.0	12.5
MSCI AC World Net	-15.0	7.8	3.3	-11.6	6.6	6.4	8.7

CALENDAR YEAR RETURNS



DISCRETE ANNUAL PERFORMANCE

	DEC '21 - NOV '22	DEC '20 - NOV '21	DEC '19 - NOV '20	DEC '18 - NOV '19	DEC '17 - NOV '18	DEC '16 - NOV '17	DEC '15 - NOV '16	DEC '14 - NOV '15	DEC '13 - NOV '14	DEC '12 - NOV '13
USD S Acc	-19.5	18.3	22.3	18.1	7.0	30.0	0.3	9.7	17.4	31.3
MSCI AC World Net	-11.6	19.3	15.0	13.7	-1.0	24.6	3.7	-2.5	8.0	23.5

Past results are not necessarily indicative of future results and an investment can lose value.

The inception date of the USD S Acc share class is 25 May 2011. | Periods greater than one year are annualised. | If an investor's own currency is different from the currency in which the fund is denominated, the investment return may increase or decrease as a result of currency fluctuations. | Fund returns shown are net of USD S Acc share class fees and expenses. Fund returns shown are net of actual (but not necessarily maximum) withholding and capital gains tax but are not otherwise adjusted for the effects of taxation and assume reinvestment of dividends and capital gains. The index returns, where applicable, are shown net of maximum withholding tax and assume reinvestment of dividends. | Please note the fund has a swing pricing mechanism in place. | If the last business day of the month is not a business day for the Fund, performance is calculated using the last available NAV. This may result in a performance differential between the fund and the index. | Source: Fund - Wellington Management. Index - MSCI.

FUND MANAGEMENT



John Boselli, CFA
37 years of experience

Wellington Management Company LLP (WMC) is an independently owned investment adviser registered with the US Securities and Exchange Commission. WMC, along with its affiliates (collectively, Wellington Management), provides investment management and investment advisory services to institutions around the world. | This material and its contents may not be reproduced or distributed, in whole or in part, without the express written consent of Wellington Management. MARKETING COMMUNICATION. Nothing in this document should be interpreted as advice, nor is it a recommendation to buy or sell units in Wellington Management Funds (Luxembourg) or Wellington Management Funds (Luxembourg) III SICAV (the Funds). Investment in the Funds may not be suitable for all investors. The Funds only accept professional clients or investment through financial advisers. Fund units are made available only in jurisdictions where such offer or solicitation is lawful. Please read the latest Key Investor Information Document (KIID) Prospectus, and latest annual report (and semi-annual report) before investing. For each country where the Funds are registered for sale, the prospectus and summary of investor rights in English, and the KIID in English and an official language, are available at the Funds Transfer Agent State Street Bank International GmbH, Luxembourg Branch, 49, Avenue J.F. Kennedy L - 1855 Luxembourg and from www.Wellington.com/KIIDs. The Funds are authorised and regulated as a UCITS scheme by the Commission de Surveillance du Secteur Financier. Complaints can be submitted to the Complaints Officer at WELLINGTON LUXEMBOURG S.à r.l., 33 avenue de la Liberté, L - 1931 Luxembourg, the complaint procedure is also available free of charge at this address. In addition, the CSRF is acting as an out-of-court resolution body. The Fund may decide to terminate marketing arrangements for shares in an EU Member State by giving 30 working days' notice. | In Switzerland, the Fund offering documents can be obtained from the local Representative and Paying Agent, BNP Paribas Securities Services, Selnaustrasse 16, 8002 Zurich, Switzerland. The Prospectuses are available in English, French and Swiss French. | Rating: *As at 30/11/2022. The information contained herein: (1) is proprietary to Morningstar; (2) may not be copied or distributed; and (3) is not warranted to be accurate, complete or timely. Neither Morningstar nor its content providers are responsible for any damages or losses arising from any use of this information. The Overall Morningstar Rating for a fund is derived from a weighted average of the three, five, and ten year (if applicable) ratings, based on risk-adjusted returns. Past performance is no guarantee of future results. © 2022 Morningstar. All Rights Reserved. | Risk and Reward Profile: based on share class volatility. Historical data may not be a reliable indication for the future. Risk category shown is not guaranteed and may shift over time. The lowest category does not mean 'risk free'. Please refer to page 2 for more details about risks.

WHAT ARE THE RISKS?

CAPITAL: Investment markets are subject to economic, regulatory, market sentiment and political risks. All investors should consider the risks that may impact their capital, before investing. The value of your investment may become worth more or less than at the time of the original investment. The Fund may experience a high volatility from time to time.

CONCENTRATION: Concentration of investments within securities, sectors or industries, or geographical regions may impact performance.

CURRENCY: The value of the Fund may be affected by changes in currency exchange rates. Unhedged currency risk may subject the Fund to significant volatility.

EMERGING MARKETS: Emerging markets may be subject to custodial and political risks, and volatility. Investment in foreign currency entails exchange risks.

EQUITIES: Investments may be volatile and may fluctuate according to market conditions, the performance of individual companies and that of the broader equity market.

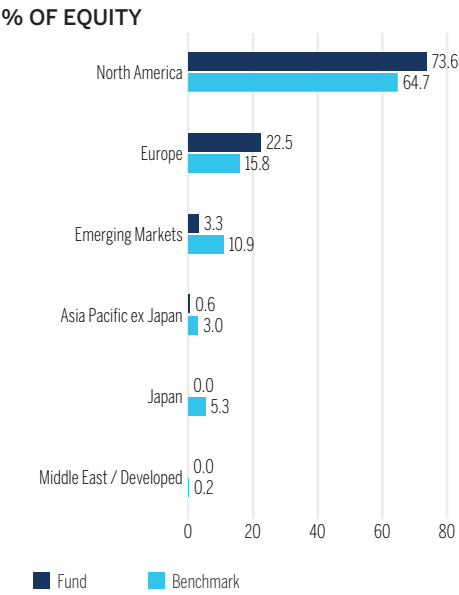
HEDGING: Any hedging strategy using derivatives may not achieve a perfect hedge.

MANAGER: Investment performance depends on the investment management team and their investment strategies. If the strategies do not perform as expected, if opportunities to implement them do not arise, or if the team does not implement its investment strategies successfully; then a fund may underperform or experience losses.

SUSTAINABILITY: A Sustainability Risk can be defined as an environmental, social or governance event or condition that, if it occurs, could cause an actual or potential material negative impact on the value of an investment.

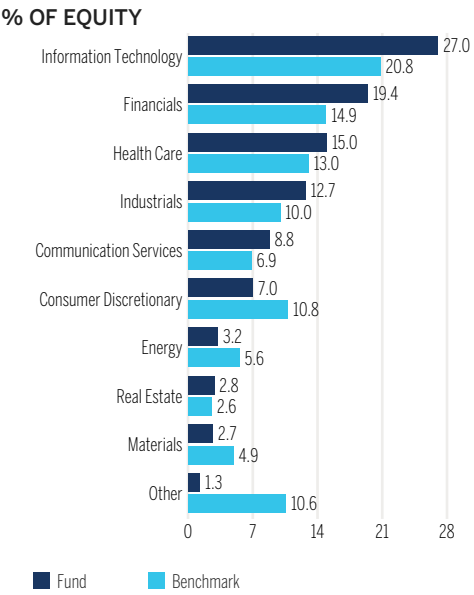
Before subscribing, please refer to the Fund offering documents/prospectus for further risk factors and pre-investment disclosures. For the latest NAV, please visit www.fundinfo.com.

REGIONAL DISTRIBUTION



Totals may not add up to 100% due to rounding.

SECTOR DISTRIBUTION



Totals may not add up to 100% due to rounding.

TOP 10 HOLDINGS

COMPANY NAME	MARKET	INDUSTRY	% OF EQUITY
Microsoft Corp	United States	Software & Services	3.3
Apple Inc	United States	Technology Hardware & Equipment	3.1
UnitedHealth Group	United States	Health Care Equipment & Services	2.2
Alphabet Inc	United States	Media & Entertainment	2.2
Visa Inc	United States	Software & Services	1.9
Eli Lilly & Co	United States	Pharma, Biotech & Life Sciences	1.9
Mastercard Inc	United States	Software & Services	1.8
Elevance Health Inc	United States	Health Care Equipment & Services	1.7
Gartner Inc	United States	Software & Services	1.7
Ares Management	United States	Diversified Financials	1.6
Total of Top 10			21.4
Number of Equity Names			77

The individual issuers listed should not be considered a recommendation to buy or sell. The weightings do not reflect exposure gained through the use of derivatives. Holdings vary and there is no guarantee that the Fund currently holds any of the securities listed. Please refer to the annual and semi-annual report for the full holdings.

In the following countries, this material is provided by: Canada: Wellington Management Canada ULC registered in the provinces of Alberta, British Columbia, Manitoba, Nova Scotia, New Brunswick, Newfoundland and Labrador, Ontario, Prince Edward Island, Quebec and Saskatchewan in the categories of Portfolio Manager and Exempt Market Dealer. In the UK, Wellington Management International Limited (WMIL), a firm authorised and regulated by the Financial Conduct Authority (Ref: 208573). In EEA countries where the Fund is registered: Wellington Management Europe GmbH which is authorised and regulated by the the the German Federal Financial Supervisory Authority, (BaFin). Shares of the Fund may not be distributed or marketed in any way to German retail or semi-professional investors if the Fund is not admitted for distribution to these investor categories by BaFin. Hong Kong: Wellington Management Hong Kong Limited (WM Hong Kong), a corporation licensed by the Securities and Futures Commission. Wellington Investment Management (Shanghai) Limited is a wholly-owned entity and subsidiary of WM Hong Kong . Singapore: Wellington Management Singapore Pte Ltd (WM Singapore) (Registration No 201415544E), regulated by the Monetary Authority of Singapore. Australia: Wellington Management Australia Pty Ltd (WM Australia), for use solely by wholesale clients (as defined in the Corporations Act 2001). WMC is exempt from the requirement to hold an Australian financial services licence (AFSL) under the Corporations Act 2001 in respect of financial services. WMC is regulated by the SEC under the laws of the United States, which differ from the laws applying in Australia. Japan: Wellington Management Japan Pte Ltd (WM Japan) (Registration No 199504987R) is registered as a Financial Instruments Firm with registered number: Director General of Kanto Local Finance Bureau (Kin-Sho) Number 428, a member of the Japan Investment Advisers Association, the Investment Trusts Association, Japan (ITA) and the Type II Financial Instruments Firms Association (T2FIFA). WMIL, WM Hong Kong, WM Japan and WM Singapore are also registered as investment advisers with the SEC; however, they will comply with the substantive provisions of the US Investment Advisers Act only with respect to their US clients ©2021 Wellington Management. All rights reserved. WELLINGTON MANAGEMENT FUNDS® is a registered service mark of Wellington Group Holdings LLP. | All index data is provided "as is". The Fund described herein is not sponsored or endorsed by the index provider. In no event shall the index provider, its affiliates or any data provider have any liability of any kind in connection with the index data or the Fund described herein. No further distribution or dissemination of the index data is permitted without the index provider's express written consent. | 44K8