

# Global Bond Fund

## INSTITUTIONAL CLASS ACCUMULATION AND INCOME SHARES

Morningstar Rating™ ★★★★★

### Fund Description

The Global Bond Fund is a diverse, actively managed portfolio of global fixed-income securities. The average duration of the fund will normally vary within +/-3 years of the benchmark. The fund invests primarily in a diversified portfolio of investment grade bonds denominated in major world currencies.

### Investor Benefits

The fund offers the potential for more efficient returns through a diversified regional and sector exposure.

### The Fund Advantage

The fund's extensive global opportunity set can offer diversified sources of returns, benefiting from the manager's views on interest rates, currencies, credit and country trends.

### Risk Profile

Unit value can go up as well as down and any capital invested in the fund may be at risk. The fund may invest in non-U.S. and non-eurozone securities which involve potentially higher risks including currency fluctuations and political or economic developments. These may be enhanced when investing in emerging markets. Funds that invest in high-yield, lower-rated securities, will generally involve greater volatility and risk to principal than investments in higher-rated securities. The fund may use derivatives for hedging or as part of its investment strategy which may involve certain costs and risks. Portfolios investing in derivatives could lose more than the principal amount invested. For more details on the fund's potential risks, please read the Prospectus and Key Investor Information Document.

## Key Facts

	Accumulation	Income
Bloomberg Ticker	PIMGBAI	PIMGBBI
ISIN	IE0002461055	IE0002460198
Sedol	246105	0242062
CUSIP	G7096V443	G7096V450
Valoren	1010477	845016
WKN	691191	691193
Inception Date	12/03/1998	18/04/2001
Distribution	-	Quarterly <sup>1</sup>
Unified Management Fee	0.49% p.a.	0.49% p.a.
Fund Type	UCITS	
Portfolio Manager	Andrew Balls, Sachin Gupta, Lorenzo Pagani	
Total Net Assets	13.0 (USD in Billions)	
Fund Base Currency	USD	
Share Class Currency	USD	

## Fund Statistics

Effective Duration (yrs)	5.93
Benchmark Duration (yrs)	6.70
Current Yield (%) <sup>Ⓜ</sup>	3.11
Estimated Yield to Maturity (%) <sup>Ⓜ</sup>	5.24
Annualised Distribution Yield (%) <sup>†</sup>	1.88
Average Coupon (%)	2.89
Effective Maturity (yrs)	7.64
Average Credit Quality	AA-

<sup>1</sup>This share class aims to pay dividend on a Quarterly basis. The dividend amount or dividend rate/yield is not guaranteed.

## MANAGER

PIMCO Global Advisors (Ireland) Limited

## INVESTMENT ADVISOR

Pacific Investment Management Company LLC

**For questions regarding the PIMCO Funds:Global Investors Series plc, please call +656826 7589.**

[pimco.com](http://pimco.com)

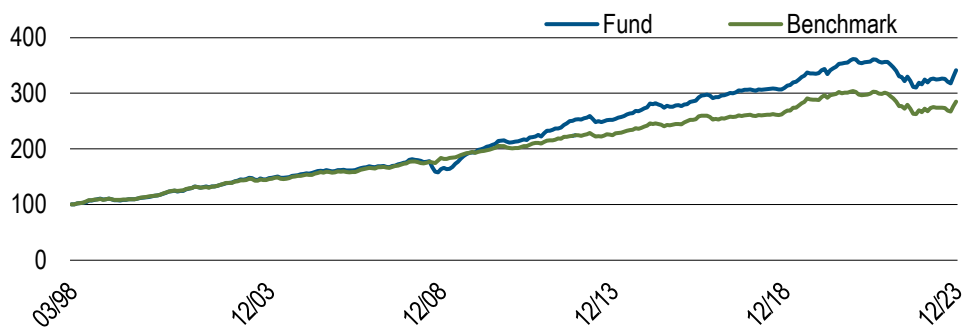


Chart shows performance from the first month-end, rebased to 100, for the Institutional Acc USD class. **Past Performance is not a guarantee or reliable indicator of future results and no guarantee is being made that similar returns will be achieved in the future.** Source: PIMCO

**ABOUT THE BENCHMARK**

Bloomberg Global Aggregate (USD Hedged) Index provides a broad-based measure of the global investment-grade fixed income markets. The three major components of this index are the U.S. Aggregate, the Pan-European Aggregate, and the Asian-Pacific Aggregate Indices. The index also includes Eurodollar and Euro-Yen corporate bonds, Canadian Government securities, and USD investment grade 144A securities. It is not possible to invest directly in an unmanaged index.

Unless otherwise stated in the prospectus, the Fund is not managed against a particular benchmark or index, and any reference to a particular benchmark or index in this factsheet is made solely for risk or performance comparison purposes.

Performance (Net of Fees)	1 Mo.	3 Mos.	6 Mos.	1 Yr.	3 Yrs.	5 Yrs.	10 Yrs.	SI
Institutional, Acc (%)	3.63	6.34	4.94	8.05	-1.91	1.96	3.08	4.88
Institutional, Inc (%)	3.62	6.35	4.93	8.01	-1.92	1.96	3.07	4.56
Benchmark (%)	3.20	5.99	4.06	7.15	-2.11	1.40	2.41	—

**Past Performance is not a guarantee or reliable indicator of future results and no guarantee is being made that similar returns will be achieved in the future.**

Calendar Year (Net of Fees)	2013	2014	2015	2016	2017	2018	2019	2020	2021	2022	YTD
Institutional, Acc (%)	-0.55	8.98	0.91	5.83	4.56	1.01	8.47	7.63	-1.43	-11.39	8.05
Institutional, Inc (%)	-0.55	8.99	0.84	5.86	4.56	1.00	8.48	7.63	-1.46	-11.34	8.01
Benchmark (%)	-0.14	7.59	1.02	3.95	3.04	1.76	8.22	5.58	-1.39	-11.22	7.15

**Past Performance is not a guarantee or reliable indicator of future results and no guarantee is being made that similar returns will be achieved in the future.** The benchmark is the Inception to November 30, 2000 JPMorgan GBI Global Index Hedged in USD. December 1, 2000 onwards Bloomberg Global Aggregate (USD Hedged) Index.

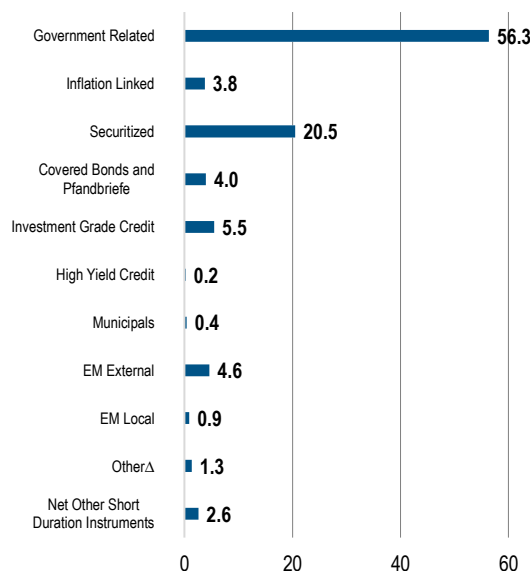
All periods longer than one year are annualised. SI is the performance since inception. Performance shown is on a NAV-to-NAV basis in the denominated currency and are net of fees and other expenses and include reinvestment of dividends, as applicable.

**Top 10 Holdings (% Market Value)\***

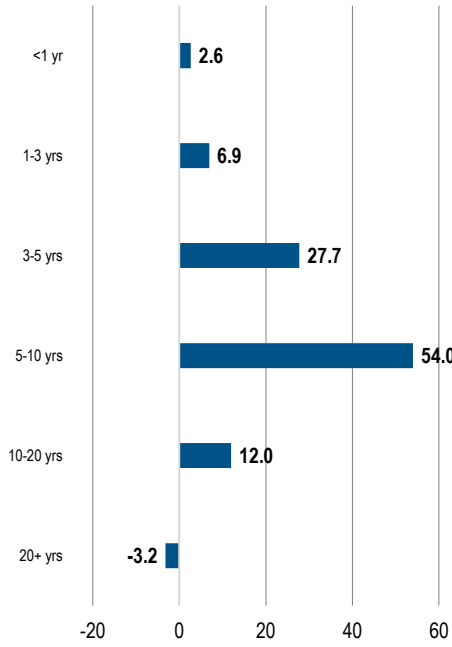
FNMA TBA 6.5% OCT 30YR	5.0
FNMA TBA 6.0% NOV 30YR	4.7
FNMA TBA 5.0% NOV 30YR	4.2
FNMA TBA 5.5% NOV 30YR	3.6
FNMA TBA 4.5% NOV 30YR	3.0
FNMA TBA 6.0% OCT 30YR	2.6
FNMA TBA 4.0% NOV 30YR	1.6
FNMA TBA 2.5% NOV 30YR	1.5
FNMA TBA 4.0% OCT 30YR	1.3
U S TREASURY BOND	1.1

\*Top 10 holdings as of 09/30/2023, excluding derivatives.

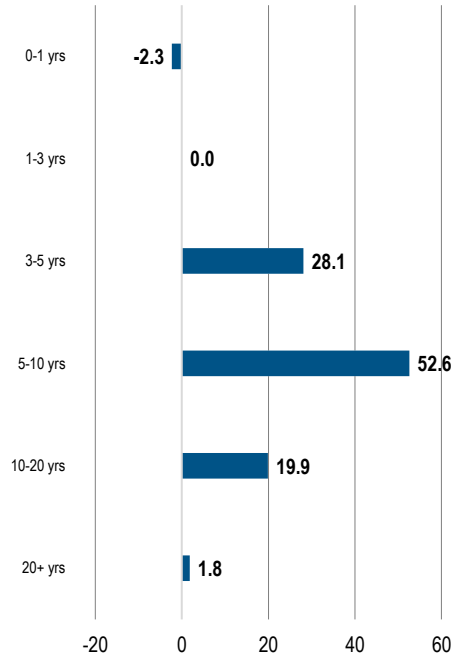
**Sector Allocation (% Duration Weighted Exposure)**



Duration (% Duration Weighted Exposure)

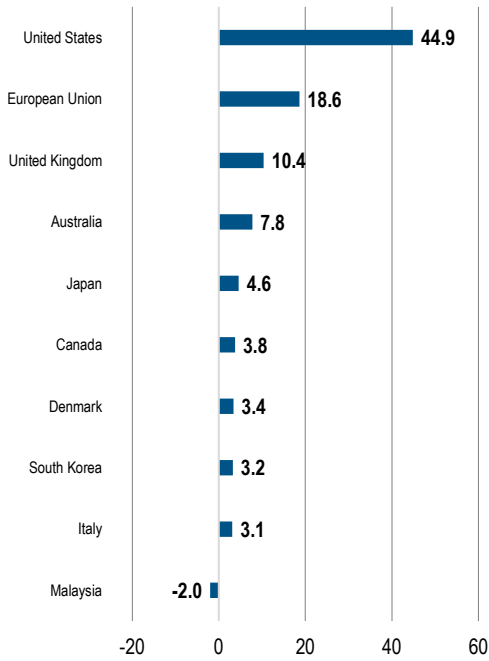


Maturity (% Market Value)

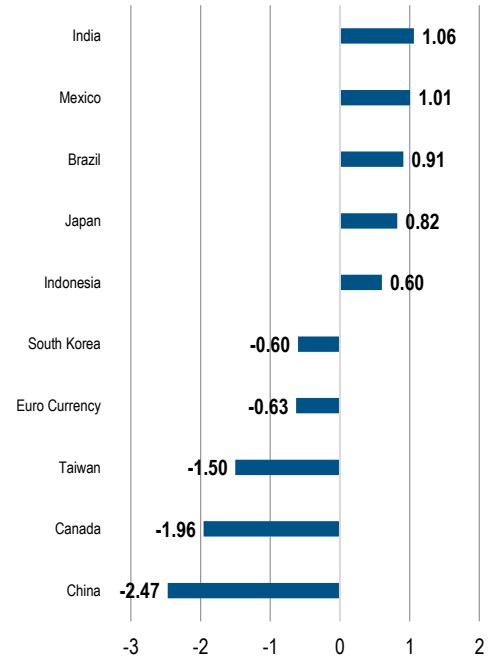


Market Value % may not equal 100 due to rounding.

Top 10 Countries by Contribution to Total Duration (% Duration Weighted Exposure)



Top 10 Currency Exposure (% Market Value)



Countries are categorized by currency of settlement. EMU-member countries reflect the country of exposure for EUR-denominated securities. Europe represents European Union instruments that cannot be separated by specific country.

Source: PIMCO

Source: PIMCO, index provider for benchmark data. <sup>Ⓔ</sup>PIMCO calculates a Fund's Estimated Yield to Maturity by averaging the yield to maturity of each security held in the Fund on a market weighted basis. PIMCO sources each security's yield to maturity from PIMCO's Portfolio Analytics database. When not available in PIMCO's Portfolio Analytics database, PIMCO sources the security's yield to maturity from Bloomberg. When not available in either database, PIMCO will assign a yield to maturity for that security from a PIMCO matrix based on prior data. The source data used in such circumstances is a static metric and PIMCO makes no representation as to the accuracy of the data for the purposes of calculating the Estimated Yield to Maturity. The Estimated Yield to Maturity is provided for illustrative purposes only and should not be relied upon as a primary basis for an investment decision and should not be interpreted as a guarantee or prediction of future performance of the Fund or the likely returns of any investment. <sup>1</sup>Annualised Distribution Yield is as of last quarter ending 31/12/2023. <sup>A</sup>Where permitted by the investment guidelines stated in the portfolios offering documents, "other" may include exposure to, convertibles, preferred, common stock, equity-related securities, and Yankee bonds. Duration is a measure of a portfolio's price sensitivity expressed in years. PIMCO duration calculation that adjusts the durations of credit securities to account for the potential that in the event of default investors will receive the recovery amount prior to the maturity of the security. PIMCO duration calculation that adjusts the durations of credit securities to account for the potential that in the event of default investors will receive the recovery amount prior to the maturity of the security. Negative allocations may result from derivative positions and unsettled trades and does not imply the fund is short cash, is levered, or that the derivatives are not fully cash backed. Duration is the sensitivity of a fixed income security to a change in interest rates. The longer the duration of a fixed income security, the higher its sensitivity to interest rates. Duration Weighted Exposure (DWE%) is the percentage weight of each sector's contribution to the overall duration of the fund. Morningstar ratings are shown for funds with 4 or 5 star ratings only. Other share classes ratings are either lower or unavailable. A rating is not a recommendation to buy, sell or hold a fund. Copyright © 2024 Morningstar Ltd. All Rights Reserved. The information contained herein: (1) is proprietary to Morningstar and/or its content providers; (2) may not be copied or distributed; and (3) is not warranted to be accurate, complete or timely. Neither Morningstar nor its content providers are responsible for any damages or losses arising from any use of this information. Past performance is no guarantee of future results. Past performance is not a guarantee or a reliable indicator of future results and no guarantee is being made that similar returns will be achieved in the future. The value of shares of the Fund and the income accruing to them, if any, may fall or rise.

For investors in Philippines: This material is to be used for one-on-one presentations to qualified buyer and not for public distribution. The Shares being offered or sold herein have not been registered with the Securities and Exchange Commission under the Securities Regulation Code of the Philippines. Any future offer or sale thereof is subject to registration requirements under the Code unless such offer or sale qualifies as an exempt transaction.

For investors in Malaysia: This material is to be used for one-on-one presentations to accredited or institutional investors and not for public distribution. No action has been, or will be, taken to comply with Malaysian laws for making available, offering for subscription or purchase, or issuing any invitation to subscribe for or purchase or sale of the shares in Malaysia or to persons in Malaysia as the shares are not intended by the issuer to be made available, or made the subject of any offer or invitation to subscribe or purchase, in Malaysia. Neither this document nor any document or other material in connection with the shares should be distributed, caused to be distributed or circulated in Malaysia. No person should make available or make any invitation or offer or invitation to sell or purchase the shares in Malaysia unless such person takes the necessary action to comply with Malaysian laws.

For investors in Thailand: This material is to be used for one-on-one presentations to institutional investors and not for public distribution. This material has not been approved by the Securities and Exchange Commission which takes no responsibility for its contents. No offer to the public to purchase the Shares will be made in Thailand and this material is intended to be read by the addressee only and must not be passed to, issued to, or shown to the public generally. Where applicable, this material is provided to facilitate the offering of a proposed or existing Thailand-domiciled "Foreign Investment Fund" issued by a locally licensed Thailand asset manager, which will or has invest into a fund under the umbrella of PIMCO Funds: Global Investors Series plc ("PIMCO GIS Fund"). This material has been distributed for informational purposes only and should not be considered as investment advice or a recommendation or solicitation to invest directly into any of the PIMCO GIS Fund.

PIMCO Asia Pte Ltd is regulated by the Monetary Authority of Singapore as a holder of a capital markets services licence and an exempt financial adviser. The asset management services and investment products are not available to persons where provision of such services and products is unauthorised. This information is not for use within any country or with respect to any person(s) where such use could constitute a violation of the applicable law.

PIMCO Funds: Global Investors Series plc is an umbrella type open-ended investment company with variable capital and with segregated liability between Funds incorporated with limited liability under the laws of Ireland with registered number 276928. Unified management fee is a single fixed Management Fee out of which the fees of the Investment Advisers, the Administrator and Custodian shall be paid, and certain other expenses including the fees of Paying Agents (and other local representatives) in jurisdictions where the Funds are registered. PIMCO is a trademark of Allianz Asset Management of America LLC in the United States and throughout the world. © 2024, PIMCO.